


Angelcare®


Re-connecting Instructions:

Movement & Sound Monitor

NB! If you only see 2 lines appearing on the screen of your parent unit, this indicates that the parent unit is searching for its partner and cannot find the signal. Check the following:

- The nursery unit may be switched off.
- If the nursery unit is on, and the screen continues to show no signal, then you will need to pair the two units up to each other, follow the instructions below.

Pairing Instructions: press and hold in the menu button until the Out-of-Range icon () flashes, then release. The parent unit is now ready to receive a signal, now press the clear button at the top of the nursery unit (as indicated by the arrow in the picture). Hold in this button until you hear a beep sound. The nursery unit now sends a signal to the parent unit and the two units will reconnect. Once connected, the screen on your parent unit will initially show the channel number which will then be replaced with the room temperature display.



For personal assistance contact our
Customer Care line: 011 791 6309
www.angelcare-monitor.co.za


Angelcare®


Re-connecting Instructions:

Movement & Sound Monitor

NB! If you only see 2 lines appearing on the screen of your parent unit, this indicates that the parent unit is searching for its partner and cannot find the signal. Check the following:

- The nursery unit may be switched off.
- If the nursery unit is on, and the screen continues to show no signal, then you will need to pair the two units up to each other, follow the instructions below.

Pairing Instructions: press and hold in the menu button until the Out-of-Range icon () flashes, then release. The parent unit is now ready to receive a signal, now press the clear button at the top of the nursery unit (as indicated by the arrow in the picture). Hold in this button until you hear a beep sound. The nursery unit now sends a signal to the parent unit and the two units will reconnect. Once connected, the screen on your parent unit will initially show the channel number which will then be replaced with the room temperature display.



For personal assistance contact our
Customer Care line: 011 791 6309
www.angelcare-monitor.co.za